



"C" FRAME FIXTURES

Royal's "C" Frame Fixtures allow complete machining of large valve body flanges and/or weld connections in one set-up. This simple and unique arrangement reduces overall manufacturing time through less handling and set-up, while allowing the valve body to be machined complete, providing better quality.


This rugged, yet simple fixture provides tooling access to the part, versatility, and low maintenance. Use of interchangeable nests and top jaws provides quick changeover for families of parts. The "C" Frame is available in 8 sizes ranging from 300mm to 1250mm. Custom designs are also possible for specific applications, both manual and hydraulically operated.



Hydraulic operated "C" frame.



Manually operated "C" frame.



"C" frame for valve bodies.